



ANNEX D1

24-HOUR TSP MONITORING RESULTS

TABLE D1.1 24-HOUR TSP MONITORING RESULTS AT AM1

Start Date	Start Time	Finish Date	Finish Time	Weather	24-hour TSP (µg/m ³)
6 Jul 24	8:00	7 Jul 24	8:00	Sunny	143
12 Jul 24	8:00	13 Jul 24	8:00	Fine	55
18 Jul 24	8:00	19 Jul 24	8:00	Fine	75
24 Jul 24	8:00	25 Jul 24	8:00	Fine	65
30 Jul 24	8:00	31 Jul 24	8:00	Fine	20
5 Aug 24	8:00	6 Aug 24	8:00	Sunny	107
11 Aug 24	8:00	12 Aug 24	8:00	Sunny	89
17 Aug 24	8:00	18 Aug 24	8:00	Cloudy	23
23 Aug 24	8:00	24 Aug 24	8:00	Sunny	53
29 Aug 24	8:00	30 Aug 24	8:00	Sunny	101
4 Sep 24	8:00	5 Sep 24	8:00	Sunny	146
10 Sep 24	8:00	11 Sep 24	8:00	Sunny	85
16 Sep 24	8:00	17 Sep 24	8:00	Fine	107
22 Sep 24	8:00	23 Sep 24	8:00	Cloudy	44
28 Sep 24	8:00	29 Sep 24	8:00	Sunny	42
Average					77
Min					20
Max					146

FIGURE D1.1 GRAPHICAL PRESENTATION FOR 24-HR TSP MONITORING AT AM1

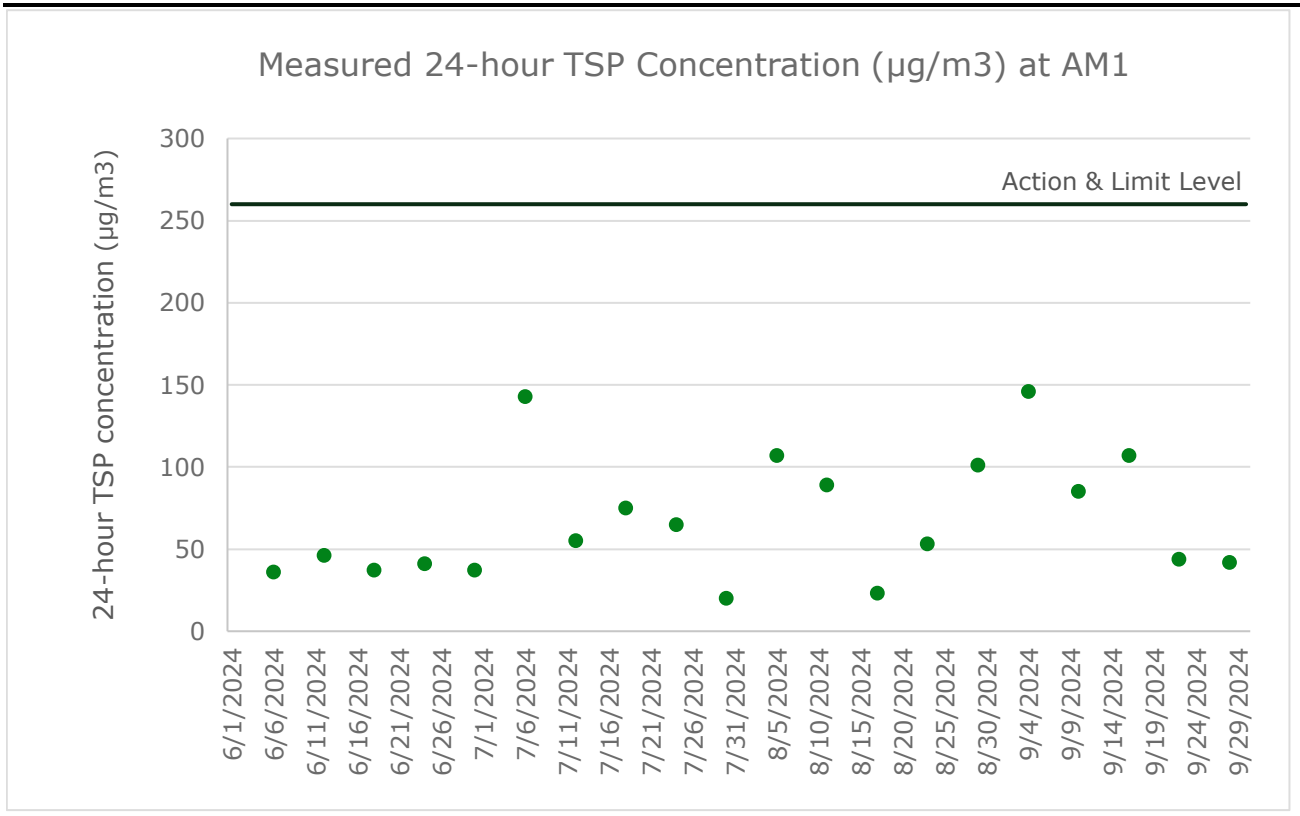


TABLE D1.2 24-HOUR TSP MONITORING RESULTS AT AM2

Start Date	Start Time	Finish Date	Finish Time	Weather	24-hour TSP (µg/m ³)
6 Jul 24	8:00	7 Jul 24	8:00	Sunny	53
12 Jul 24	8:00	13 Jul 24	8:00	Fine	55
18 Jul 24	8:00	19 Jul 24	8:00	Fine	42
24 Jul 24	8:00	25 Jul 24	8:00	Fine	98
30 Jul 24	8:00	31 Jul 24	8:00	Fine	54
5 Aug 24	8:00	6 Aug 24	8:00	Sunny	151
11 Aug 24	8:00	12 Aug 24	8:00	Sunny	54
17 Aug 24	8:00	18 Aug 24	8:00	Cloudy	27
23 Aug 24	8:00	24 Aug 24	8:00	Sunny	102
29 Aug 24	8:00	30 Aug 24	8:00	Sunny	90
4 Sep 24	8:00	5 Sep 24	8:00	Sunny	95
10 Sep 24	8:00	11 Sep 24	8:00	Sunny	50
16 Sep 24	8:00	17 Sep 24	8:00	Fine	51
22 Sep 24	8:00	23 Sep 24	8:00	Cloudy	45
28 Sep 24	8:00	29 Sep 24	8:00	Sunny	46
Average					68
Min					27
Max					151

FIGURE D1.2 GRAPHICAL PRESENTATION FOR 24-HR TSP MONITORING AT AM2

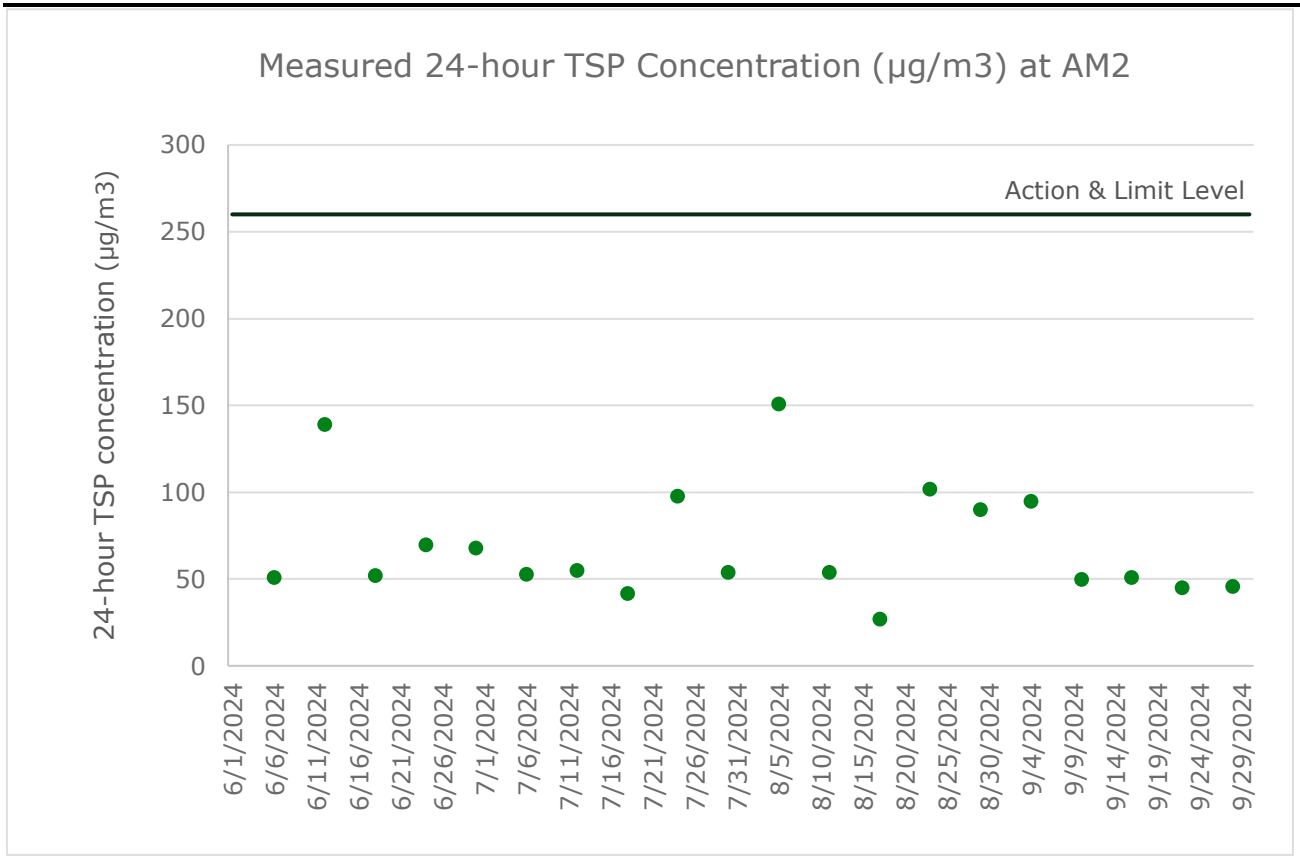


TABLE D1.3 24-HOUR TSP MONITORING RESULTS AT AM3

Start Date	Start Time	Finish Date	Finish Time	Weather	24-hour TSP (µg/m ³)
6 Jul 24	8:00	7 Jul 24	8:00	Sunny	129
12 Jul 24	8:00	13 Jul 24	8:00	Fine	102
18 Jul 24	8:00	19 Jul 24	8:00	Fine	102
24 Jul 24	8:00	25 Jul 24	8:00	Fine	235
30 Jul 24	8:00	31 Jul 24	8:00	Fine	55
5 Aug 24	8:00	6 Aug 24	8:00	Sunny	104
11 Aug 24	8:00	12 Aug 24	8:00	Sunny	128
17 Aug 24	8:00	18 Aug 24	8:00	Cloudy	30
23 Aug 24	8:00	24 Aug 24	8:00	Sunny	82
29 Aug 24	8:00	30 Aug 24	8:00	Sunny	225
4 Sep 24	8:00	5 Sep 24	8:00	Sunny	211
10 Sep 24	8:00	11 Sep 24	8:00	Sunny	60
16 Sep 24	8:00	17 Sep 24	8:00	Fine	92
22 Sep 24	8:00	23 Sep 24	8:00	Cloudy	38
28 Sep 24	8:00	29 Sep 24	8:00	Sunny	78
Average					111
Min					30
Max					235

FIGURE D1.3 GRAPHICAL PRESENTATION FOR 24-HR TSP MONITORING AT AM3

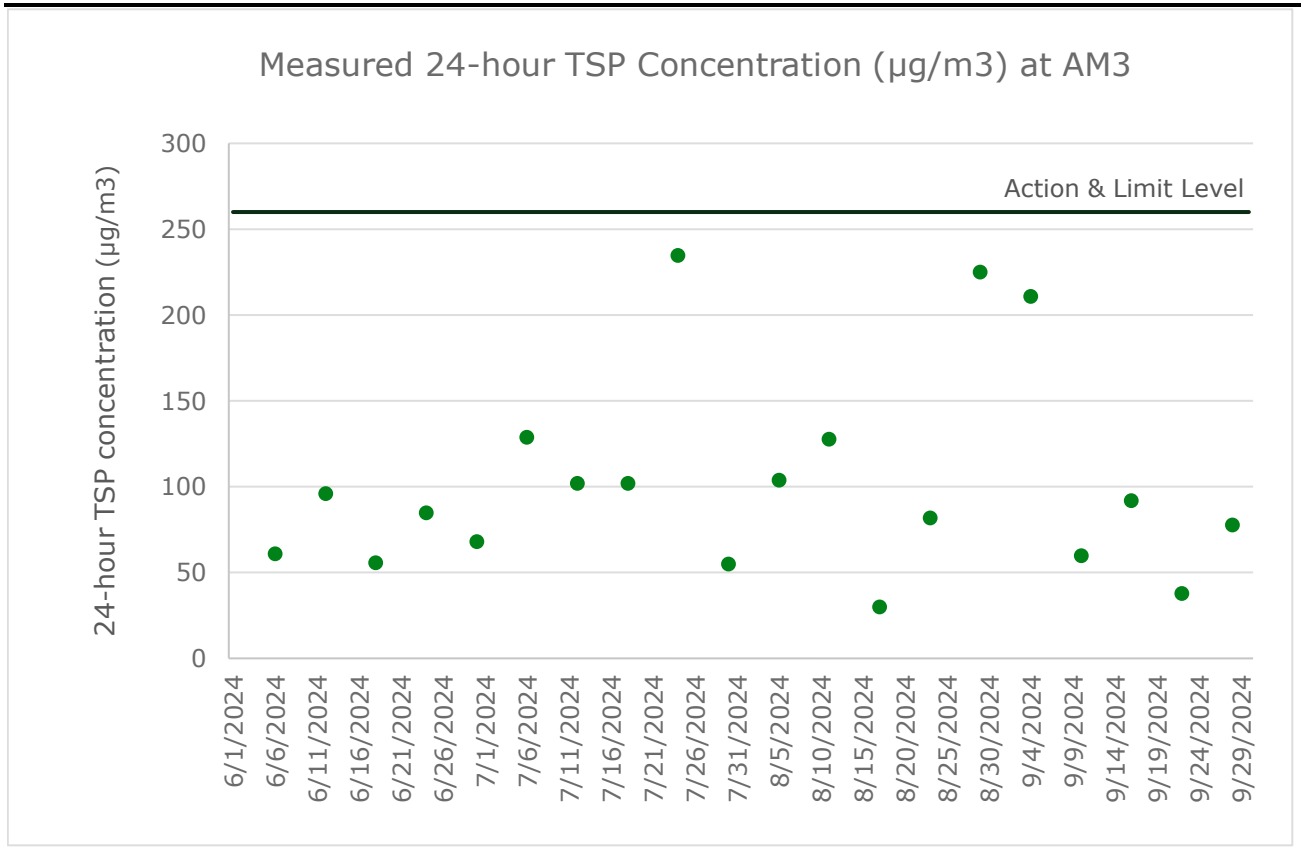


TABLE D1.4 24-HOUR TSP MONITORING RESULTS AT AM4

Start Date	Start Time	Finish Date	Finish Time	Weather	24-hour TSP (µg/m ³)
6 Jul 24	8:00	7 Jul 24	8:00	Sunny	96
12 Jul 24	8:00	13 Jul 24	8:00	Fine	67
18 Jul 24	8:00	19 Jul 24	8:00	Fine	52
24 Jul 24	8:00	25 Jul 24	8:00	Fine	172
30 Jul 24	8:00	31 Jul 24	8:00	Fine	29
5 Aug 24	8:00	6 Aug 24	8:00	Sunny	74
11 Aug 24	8:00	12 Aug 24	8:00	Sunny	57
17 Aug 24	8:00	18 Aug 24	8:00	Cloudy	20
23 Aug 24	8:00	24 Aug 24	8:00	Sunny	55
29 Aug 24	8:00	30 Aug 24	8:00	Sunny	70
4 Sep 24	8:00	5 Sep 24	8:00	Sunny	108
10 Sep 24	8:00	11 Sep 24	8:00	Sunny	110
16 Sep 24	8:00	17 Sep 24	8:00	Fine	43
22 Sep 24	8:00	23 Sep 24	8:00	Cloudy	22
28 Sep 24	8:00	29 Sep 24	8:00	Sunny	113
Average					73
Min					20
Max					172

FIGURE D1.4 GRAPHICAL PRESENTATION FOR 24-HR TSP MONITORING AT AM4

