



ANNEX D1

24-HOUR TSP MONITORING RESULTS

**TABLE D1.1 24-HOUR TSP MONITORING RESULTS AT AM1**

Start Date	Start Time	Finish Date	Finish Time	Weather	24-hour TSP (µg/m <sup>3</sup> )
1 Jan 23	8:00	2 Jan 23	7:33	Sunny	50
7 Jan 23	8:00	8 Jan 23	7:37	Cloudy	178
13 Jan 23	8:00	14 Jan 23	7:48	Cloudy	43
19 Jan 23	8:00	20 Jan 23	7:36	Cloudy	140
25 Jan 23	8:00	26 Jan 23	8:06	Cloudy	118
31 Jan 23	8:00	1 Feb 23	7:48	Sunny	509
6 Feb 23	8:00	7 Feb 23	7:36	Sunny	109
12 Feb 23	8:00	13 Feb 23	7:45	Fine	75
18 Feb 23	8:00	19 Feb 23	8:11	Fine	89
24 Feb 23	8:00	25 Feb 23	8:11	Sunny	192
2 Mar 23	8:00	3 Mar 23	7:58	Sunny	401
8 Mar 23	8:00	9 Mar 23	8:02	Sunny	165
14 Mar 23	8:00	15 Mar 23	7:46	Cloudy	306
20 Mar 23	8:00	21 Mar 23	7:46	Cloudy	171
26 Mar 23	8:00	27 Mar 23	8:17	Rainy	58
1 Apr 23	8:00	2 Apr 23	8:00	Cloudy	68
7 Apr 23	8:00	8 Apr 23	8:00	Cloudy	111
13 Apr 23	8:00	14 Apr 23	8:00	Sunny	365
19 Apr 23	8:00	20 Apr 23	8:00	Cloudy	142
25 Apr 23	8:00	26 Apr 23	8:00	Cloudy	44
1 May 23	8:00	2 May 23	8:00	Cloudy	153
7 May 23	8:00	8 May 23	8:00	Cloudy	145
13 May 23	8:00	14 May 23	8:00	Cloudy	221
19 May 23	8:00	20 May 23	8:00	Sunny	113
25 May 23	8:00	26 May 23	8:00	Sunny	141
31 May 23	8:00	1 Jun 23	8:00	Sunny	128
6 Jun 23	8:00	7 Jun 23	8:00	Cloudy	155
12 Jun 23	8:00	13 Jun 23	8:00	Cloudy	64
19 Jun 23	8:00	20 Jun 23	8:00	Fine	57
25 May 23	8:00	26 May 23	8:00	Sunny	141
31 May 23	8:00	1 Jun 23	8:00	Sunny	128
6 Jun 23	8:00	7 Jun 23	8:00	Cloudy	155
12 Jun 23	8:00	13 Jun 23	8:00	Cloudy	64
19 Jun 23	8:00	20 Jun 23	8:00	Fine	57
24 Jun 23	8:00	25 Jun 23	8:00	Cloudy	38

Start Date	Start Time	Finish Date	Finish Time	Weather	24-hour TSP (µg/m <sup>3</sup> )
30 Jun 23	8:00	1 Jul 23	8:00	Fine	71
6 Jul 23	8:00	7 Jul 23	8:00	Sunny	142
12 Jul 23	8:00	13 Jul 23	8:00	Sunny	117
18 Jul 23	8:00	19 Jul 23	8:00	Cloudy	157
24 Jul 23	8:00	25 Jul 23	8:00	Sunny	90
30 Jul 23	8:00	31 Jul 23	8:00	Cloudy	83
5 Aug 23	8:00	6 Aug 23	8:00	Sunny	112
11 Aug 23	8:00	12 Aug 23	8:00	Cloudy	68
17 Aug 23	8:00	18 Aug 23	8:00	Sunny	59
23 Aug 23	8:00	24 Aug 23	8:00	Fine	53
29 Aug 23	8:00	30 Aug 23	8:00	Cloudy	56
4 Sep 23	8:00	5 Sep 23	8:00	Sunny	113
10 Sep 23	8:00	11 Sep 23	8:00	Cloudy	29
16 Sep 23	8:00	17 Sep 23	8:00	Cloudy	37
22 Sep 23	8:00	23 Sep 23	8:00	Sunny	357
28 Sep 23	8:00	29 Sep 23	8:00	Sunny	343
4 Oct 23	8:00	5 Oct 23	8:00	Sunny	76
10 Oct 23	8:00	11 Oct 23	8:00	Cloudy	54
16 Oct 23	8:00	17 Oct 23	8:00	Fine	177
22 Oct 23	8:00	23 Oct 23	8:00	Fine	70
28 Oct 23	8:00	29 Oct 23	8:00	Cloudy	107
3 Nov 23	8:00	4 Nov 23	8:00	Sunny	211
9 Nov 23	8:00	10 Nov 23	8:00	Fine	139
15 Nov 23	8:00	16 Nov 23	8:00	Fine	127
21 Nov 23	8:00	22 Nov 23	8:00	Sunny	186
27 Nov 23	8:00	28 Nov 23	8:00	Sunny	181
3 Dec 23	8:00	4 Dec 23	8:00	Fine	102
9 Dec 23	8:00	10 Dec 23	8:00	Sunny	143
15 Dec 23	8:00	16 Dec 23	8:00	Sunny	164
21 Dec 23	8:00	22 Dec 23	8:00	Cloudy	68
27 Dec 23	8:00	28 Dec 23	8:00	Cloudy	186
<b>Average</b>					138
<b>Min</b>					29
<b>Max</b>					509

FIGURE D1.1 GRAPHICAL PRESENTATION FOR 24-HR TSP MONITORING AT AM1

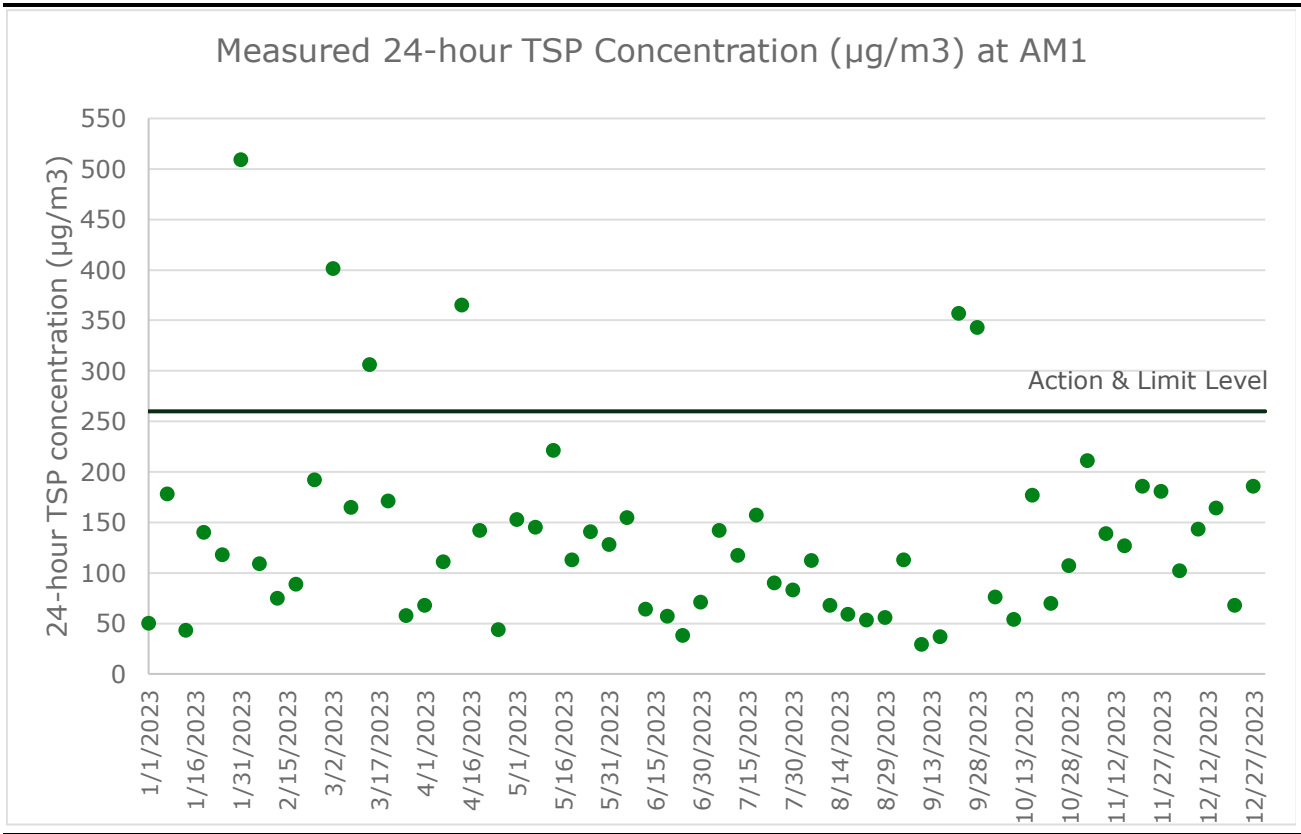


TABLE D1.2 24-HOUR TSP MONITORING RESULTS AT AM2

Start Date	Start Time	Finish Date	Finish Time	Weather	24-hour TSP (µg/m <sup>3</sup> )
1 Jan 23	8:00	2 Jan 23	7:42	Sunny	56
7 Jan 23	8:00	8 Jan 23	7:38	Cloudy	337
13 Jan 23	8:00	14 Jan 23	7:58	Cloudy	47
19 Jan 23	8:00	20 Jan 23	7:33	Cloudy	84
25 Jan 23	8:00	26 Jan 23	7:39	Cloudy	64
31 Jan 23	8:00	1 Feb 23	7:33	Sunny	266
6 Feb 23	8:00	7 Feb 23	7:33	Sunny	61
12 Feb 23	8:00	13 Feb 23	8:07	Fine	43
18 Feb 23	8:00	19 Feb 23	7:43	Fine	93
24 Feb 23	8:00	25 Feb 23	7:56	Sunny	211
2 Mar 23	8:00	3 Mar 23	7:53	Sunny	236
8 Mar 23	8:00	9 Mar 23	8:13	Sunny	313
14 Mar 23	8:00	15 Mar 23	7:39	Cloudy	452
20 Mar 23	8:00	21 Mar 23	7:48	Cloudy	151
26 Mar 23	8:00	27 Mar 23	8:25	Rainy	108
1 Apr 23	8:00	2 Apr 23	7:53	Cloudy	76
7 Apr 23	8:00	8 Apr 23	8:13	Cloudy	97
13 Apr 23	8:00	14 Apr 23	7:39	Sunny	252
19 Apr 23	8:00	20 Apr 23	7:48	Cloudy	154
25 Apr 23	8:00	26 Apr 23	8:25	Cloudy	65
1 May 23	8:00	2 May 23	8:00	Cloudy	356
7 May 23	8:00	8 May 23	8:00	Cloudy	103
13 May 23	8:00	14 May 23	8:00	Cloudy	57
19 May 23	8:00	20 May 23	8:00	Sunny	83
25 May 23	8:00	26 May 23	8:00	Sunny	126
31 May 23	8:00	1 Jun 23	8:00	Sunny	219
6 Jun 23	8:00	7 Jun 23	8:00	Cloudy	340
12 Jun 23	8:00	13 Jun 23	8:00	Cloudy	Discarded due to abnormal condition of the filter paper
20 Jun 23	8:00	21 Jun 23	8:00	Fine	94
24 Jun 23	8:00	25 Jun 23	8:00	Cloudy	92
30 Jun 23	8:00	1 Jul 23	8:00	Fine	88
6 Jul 23	8:00	7 Jul 23	8:00	Sunny	157
12 Jul 23	8:00	13 Jul 23	8:00	Sunny	118
18 Jul 23	8:00	19 Jul 23	8:00	Cloudy	108

Start Date	Start Time	Finish Date	Finish Time	Weather	24-hour TSP (µg/m <sup>3</sup> )
24 Jul 23	8:00	25 Jul 23	8:00	Sunny	135
30 Jul 23	8:00	31 Jul 23	8:00	Cloudy	80
5 Aug 23	8:00	6 Aug 23	8:00	Sunny	156
11 Aug 23	8:00	12 Aug 23	8:00	Cloudy	76
17 Aug 23	8:00	18 Aug 23	8:00	Sunny	103
23 Aug 23	8:00	24 Aug 23	8:00	Fine	113
29 Aug 23	8:00	30 Aug 23	8:00	Cloudy	154
6 Sep 23	8:00	7 Sep 23	8:00	Cloudy	123
10 Sep 23	8:00	11 Sep 23	8:00	Cloudy	51
16 Sep 23	8:00	17 Sep 23	8:00	Cloudy	43
22 Sep 23	8:00	23 Sep 23	8:00	Sunny	119
28 Sep 23	8:00	29 Sep 23	8:00	Sunny	196
4 Oct 23	8:00	5 Oct 23	8:00	Sunny	163
10 Oct 23	8:00	11 Oct 23	8:00	Cloudy	45
16 Oct 23	8:00	17 Oct 23	8:00	Fine	85
22 Oct 23	8:00	23 Oct 23	8:00	Fine	62
28 Oct 23	8:00	29 Oct 23	8:00	Cloudy	146
3 Nov 23	8:00	4 Nov 23	8:00	Sunny	104
9 Nov 23	8:00	10 Nov 23	8:00	Fine	105
15 Nov 23	8:00	16 Nov 23	8:00	Fine	91
21 Nov 23	8:00	22 Nov 23	8:00	Sunny	192
27 Nov 23	8:00	28 Nov 23	8:00	Sunny	180
3 Dec 23	8:00	4 Dec 23	8:00	Fine	128
9 Dec 23	8:00	10 Dec 23	8:00	Sunny	85
15 Dec 23	8:00	16 Dec 23	8:00	Sunny	154
21 Dec 23	8:00	22 Dec 23	8:00	Cloudy	108
27 Dec 23	8:00	28 Dec 23	8:00	Cloudy	137
<b>Average</b>					137
<b>Min</b>					43
<b>Max</b>					452

FIGURE D1.2 GRAPHICAL PRESENTATION FOR 24-HR TSP MONITORING AT AM2

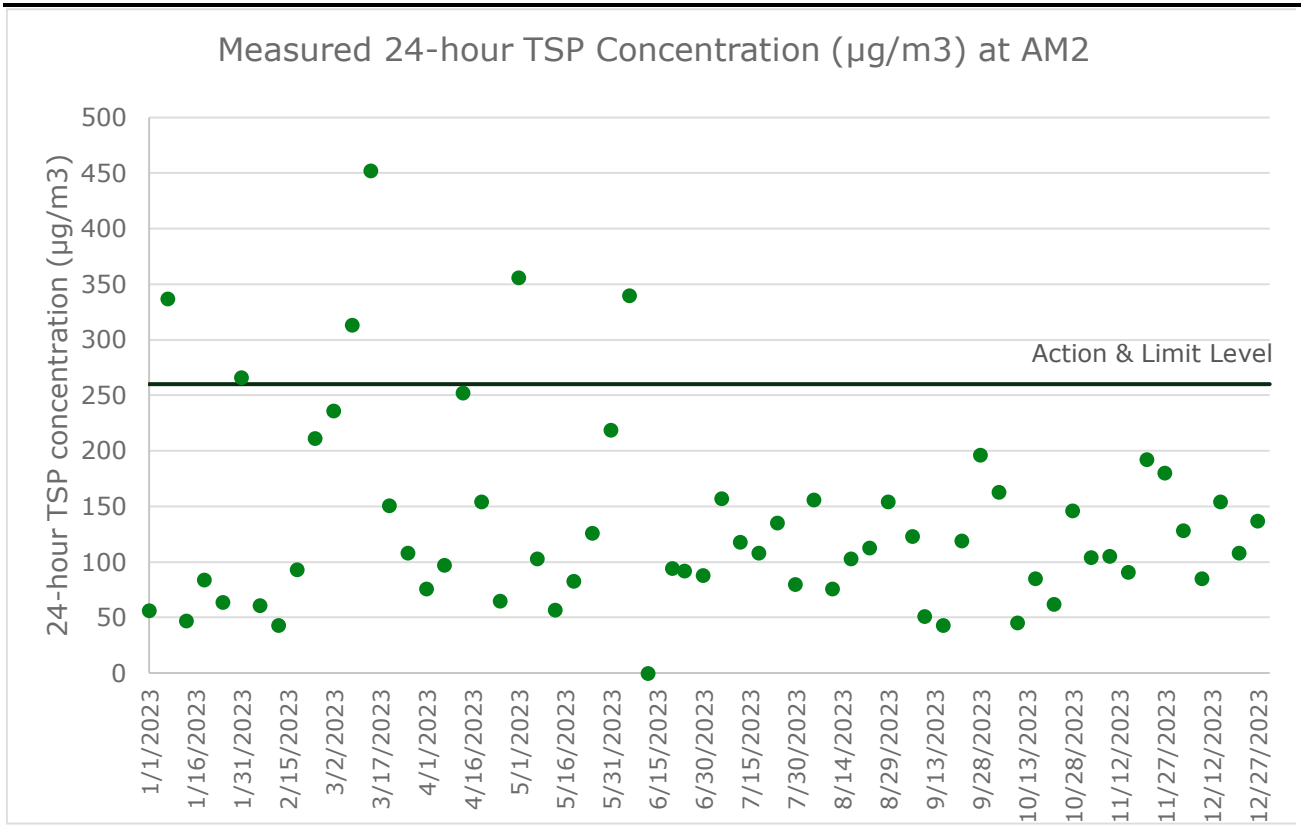


TABLE D1.3 24-HOUR TSP MONITORING RESULTS AT AM3

Start Date	Start Time	Finish Date	Finish Time	Weather	24-hour TSP (µg/m <sup>3</sup> )
1 Jan 23	8:00	2 Jan 23	7:44	Sunny	80
7 Jan 23	8:00	8 Jan 23	7:52	Cloudy	134
13 Jan 23	8:00	14 Jan 23	7:55	Cloudy	78
19 Jan 23	8:00	20 Jan 23	7:33	Cloudy	224
25 Jan 23	8:00	26 Jan 23	7:42	Cloudy	137
31 Jan 23	8:00	1 Feb 23	7:45	Sunny	267
6 Feb 23	8:00	7 Feb 23	8:05	Sunny	115
12 Feb 23	8:00	13 Feb 23	7:32	Fine	62
18 Feb 23	8:00	19 Feb 23	7:56	Fine	191
24 Feb 23	8:00	25 Feb 23	8:01	Sunny	187
2 Mar 23	8:00	3 Mar 23	8:05	Sunny	225
8 Mar 23	8:00	9 Mar 23	8:04	Sunny	129
14 Mar 23	8:00	15 Mar 23	7:50	Cloudy	106
20 Mar 23	8:00	21 Mar 23	8:02	Cloudy	124
26 Mar 23	8:00	27 Mar 23	8:07	Rainy	41
1 Apr 23	8:00	2 Apr 23	8:05	Cloudy	73
7 Apr 23	8:00	8 Apr 23	8:04	Cloudy	94
13 Apr 23	8:00	14 Apr 23	7:50	Sunny	213
19 Apr 23	8:00	20 Apr 23	8:02	Cloudy	74
25 Apr 23	8:00	26 Apr 23	8:07	Cloudy	29
1 May 23	8:00	2 May 23	8:00	Cloudy	99
7 May 23	8:00	8 May 23	8:00	Cloudy	73
13 May 23	8:00	14 May 23	8:00	Cloudy	59
19 May 23	8:00	20 May 23	8:00	Sunny	135
25 May 23	8:00	26 May 23	8:00	Sunny	130
31 May 23	8:00	1 Jun 23	8:00	Sunny	173
6 Jun 23	8:00	7 Jun 23	8:00	Cloudy	84
12 Jun 23	8:00	13 Jun 23	8:00	Cloudy	86
18 Jun 23	8:00	19 Jun 23	8:00	Fine	31
24 Jun 23	8:00	25 Jun 23	8:00	Cloudy	35
30 Jun 23	8:00	1 Jul 23	8:00	Fine	68
6 Jul 23	8:00	7 Jul 23	8:00	Sunny	90
12 Jul 23	8:00	13 Jul 23	8:00	Sunny	137
18 Jul 23	8:00	19 Jul 23	8:00	Cloudy	130
24 Jul 23	8:00	25 Jul 23	8:00	Sunny	143
30 Jul 23	8:00	31 Jul 23	8:00	Cloudy	81



Start Date	Start Time	Finish Date	Finish Time	Weather	24-hour TSP (µg/m <sup>3</sup> )
5 Aug 23	8:00	6 Aug 23	8:00	Sunny	112
11 Aug 23	8:00	12 Aug 23	8:00	Cloudy	56
17 Aug 23	8:00	18 Aug 23	8:00	Sunny	125
23 Aug 23	8:00	24 Aug 23	8:00	Fine	75
29 Aug 23	8:00	30 Aug 23	8:00	Cloudy	115
4 Sep 23	8:00	5 Sep 23	8:00	Sunny	238
10 Sep 23	8:00	11 Sep 23	8:00	Cloudy	33
16 Sep 23	8:00	17 Sep 23	8:00	Cloudy	52
22 Sep 23	8:00	23 Sep 23	8:00	Sunny	144
28 Sep 23	8:00	29 Sep 23	8:00	Sunny	141
4 Oct 23	8:00	5 Oct 23	8:00	Sunny	183
10 Oct 23	8:00	11 Oct 23	8:00	Cloudy	80
16 Oct 23	8:00	17 Oct 23	8:00	Fine	233
22 Oct 23	8:00	23 Oct 23	8:00	Fine	120
28 Oct 23	8:00	29 Oct 23	8:00	Cloudy	139
3 Nov 23	8:00	4 Nov 23	8:00	Sunny	260
9 Nov 23	8:00	10 Nov 23	8:00	Fine	212
15 Nov 23	8:00	16 Nov 23	8:00	Fine	232
21 Nov 23	8:00	22 Nov 23	8:00	Sunny	272
27 Nov 23	8:00	28 Nov 23	8:00	Sunny	223
3 Dec 23	8:00	4 Dec 23	8:00	Fine	138
9 Dec 23	8:00	10 Dec 23	8:00	Sunny	164
15 Dec 23	8:00	16 Dec 23	8:00	Sunny	150
21 Dec 23	8:00	22 Dec 23	8:00	Cloudy	109
27 Dec 23	8:00	28 Dec 23	8:00	Cloudy	178
<b>Average</b>					130
<b>Min</b>					29
<b>Max</b>					272

FIGURE D1.3 GRAPHICAL PRESENTATION FOR 24-HR TSP MONITORING AT AM3

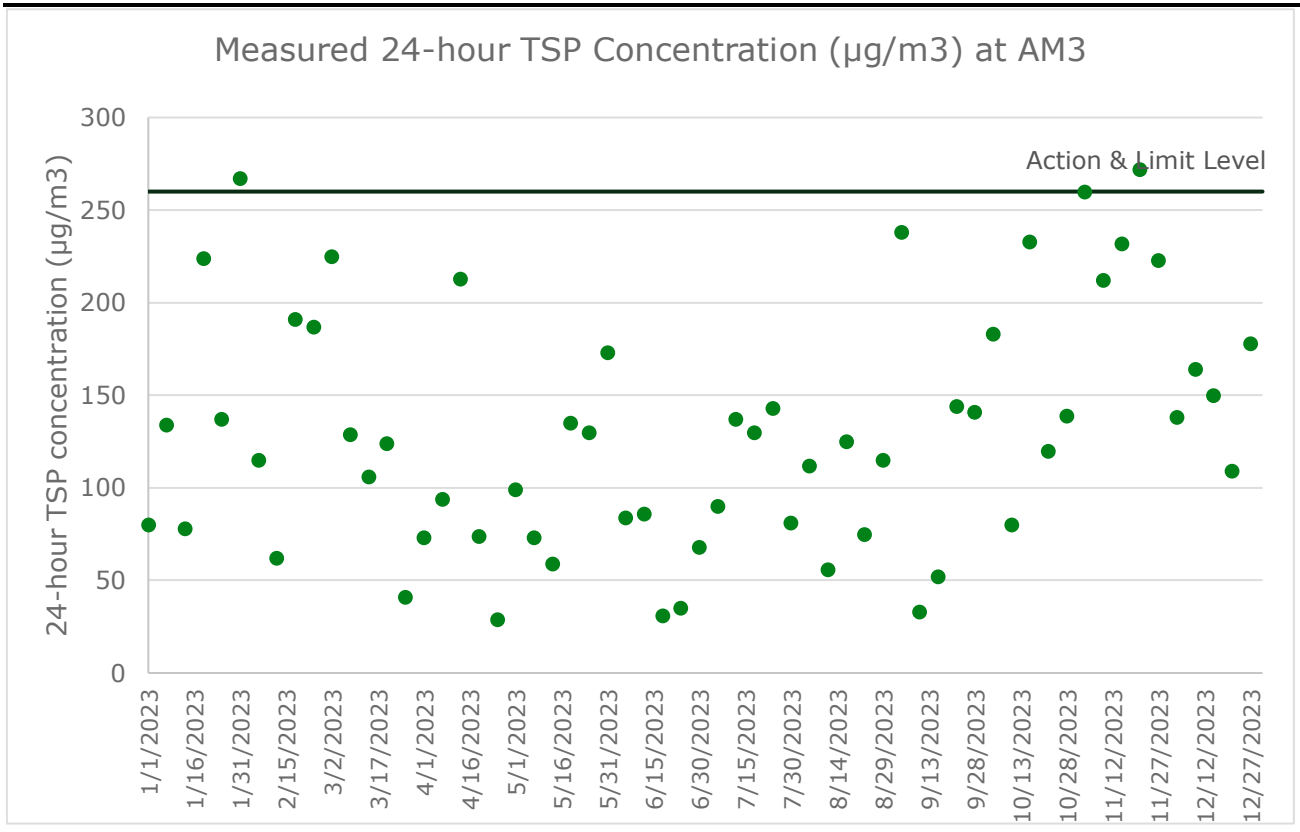


TABLE D1.4 24-HOUR TSP MONITORING RESULTS AT AM4

Start Date	Start Time	Finish Date	Finish Time	Weather	24-hour TSP (µg/m <sup>3</sup> )
1 Jan 23	8:00	2 Jan 23	7:38	Sunny	120
7 Jan 23	8:00	8 Jan 23	7:52	Cloudy	158
13 Jan 23	8:00	14 Jan 23	7:37	Cloudy	71
19 Jan 23	8:00	20 Jan 23	7:41	Cloudy	135
25 Jan 23	8:00	26 Jan 23	7:51	Cloudy	100
31 Jan 23	8:00	1 Feb 23	7:36	Sunny	148
6 Feb 23	8:00	7 Feb 23	7:33	Sunny	92
12 Feb 23	8:00	13 Feb 23	7:40	Fine	47
18 Feb 23	8:00	19 Feb 23	7:59	Fine	129
24 Feb 23	8:00	25 Feb 23	7:45	Sunny	169
2 Mar 23	8:00	3 Mar 23	7:38	Sunny	145
8 Mar 23	8:00	9 Mar 23	8:16	Sunny	117
14 Mar 23	8:00	15 Mar 23	7:32	Cloudy	118
20 Mar 23	8:00	21 Mar 23	7:41	Cloudy	93
26 Mar 23	8:00	27 Mar 23	8:19	Rainy	35
1 Apr 23	8:00	2 Apr 23	7:38	Cloudy	67
7 Apr 23	8:00	8 Apr 23	8:16	Cloudy	74
13 Apr 23	8:00	14 Apr 23	7:32	Sunny	168
19 Apr 23	8:00	20 Apr 23	7:41	Cloudy	112
25 Apr 23	8:00	26 Apr 23	8:19	Cloudy	69
1 May 23	8:00	2 May 23	8:00	Cloudy	97
7 May 23	8:00	8 May 23	8:00	Cloudy	80
13 May 23	8:00	14 May 23	8:00	Cloudy	65
19 May 23	8:00	20 May 23	8:00	Sunny	116
25 May 23	8:00	26 May 23	8:00	Sunny	103
31 May 23	8:00	1 Jun 23	8:00	Sunny	119
6 Jun 23	8:00	7 Jun 23	8:00	Cloudy	69
12 Jun 23	8:00	13 Jun 23	8:00	Cloudy	72
18 Jun 23	8:00	19 Jun 23	8:00	Fine	36
24 Jun 23	8:00	25 Jun 23	8:00	Cloudy	53
30 Jun 23	8:00	1 Jul 23	8:00	Fine	54
6 Jul 23	8:00	7 Jul 23	8:00	Sunny	133
12 Jul 23	8:00	13 Jul 23	8:00	Sunny	83
18 Jul 23	8:00	19 Jul 23	8:00	Cloudy	73
24 Jul 23	8:00	25 Jul 23	8:00	Sunny	63
30 Jul 23	8:00	31 Jul 23	8:00	Cloudy	49

Start Date	Start Time	Finish Date	Finish Time	Weather	24-hour TSP ( $\mu\text{g}/\text{m}^3$ )
5 Aug 23	8:00	6 Aug 23	8:00	Sunny	93
11 Aug 23	8:00	12 Aug 23	8:00	Cloudy	46
17 Aug 23	8:00	18 Aug 23	8:00	Sunny	105
23 Aug 23	8:00	24 Aug 23	8:00	Fine	61
29 Aug 23	8:00	30 Aug 23	8:00	Cloudy	89
4 Sep 23	8:00	5 Sep 23	8:00	Sunny	189
10 Sep 23	8:00	11 Sep 23	8:00	Cloudy	39
16 Sep 23	8:00	17 Sep 23	8:00	Cloudy	43
22 Sep 23	8:00	23 Sep 23	8:00	Sunny	83
28 Sep 23	8:00	29 Sep 23	8:00	Sunny	70
4 Oct 23	8:00	5 Oct 23	8:00	Sunny	158
10 Oct 23	8:00	11 Oct 23	8:00	Cloudy	78
16 Oct 23	8:00	17 Oct 23	8:00	Fine	137
22 Oct 23	8:00	23 Oct 23	8:00	Fine	83
28 Oct 23	8:00	29 Oct 23	8:00	Cloudy	72
3 Nov 23	8:00	4 Nov 23	8:00	Sunny	86
9 Nov 23	8:00	10 Nov 23	8:00	Fine	108
15 Nov 23	8:00	16 Nov 23	8:00	Fine	120
21 Nov 23	8:00	22 Nov 23	8:00	Sunny	140
27 Nov 23	8:00	28 Nov 23	8:00	Sunny	141
3 Dec 23	8:00	4 Dec 23	8:00	Fine	93
9 Dec 23	8:00	10 Dec 23	8:00	Sunny	121
15 Dec 23	8:00	16 Dec 23	8:00	Sunny	141
21 Dec 23	8:00	22 Dec 23	8:00	Cloudy	252
27 Dec 23	8:00	28 Dec 23	8:00	Cloudy	146
<b>Average</b>					100
<b>Min</b>					35
<b>Max</b>					252

FIGURE D1.4 GRAPHICAL PRESENTATION FOR 24-HR TSP MONITORING AT AM4

